

# Data Visualisation Refresher and new 'Scenes'

31<sup>st</sup> May 2019

## Introductions



**Caleb Chatfield**  
Solutions Consultant

<https://www.linkedin.com/in/calebchatfield/>



**Rob Green**  
Head of Services

<https://uk.linkedin.com/in/robdgreen>



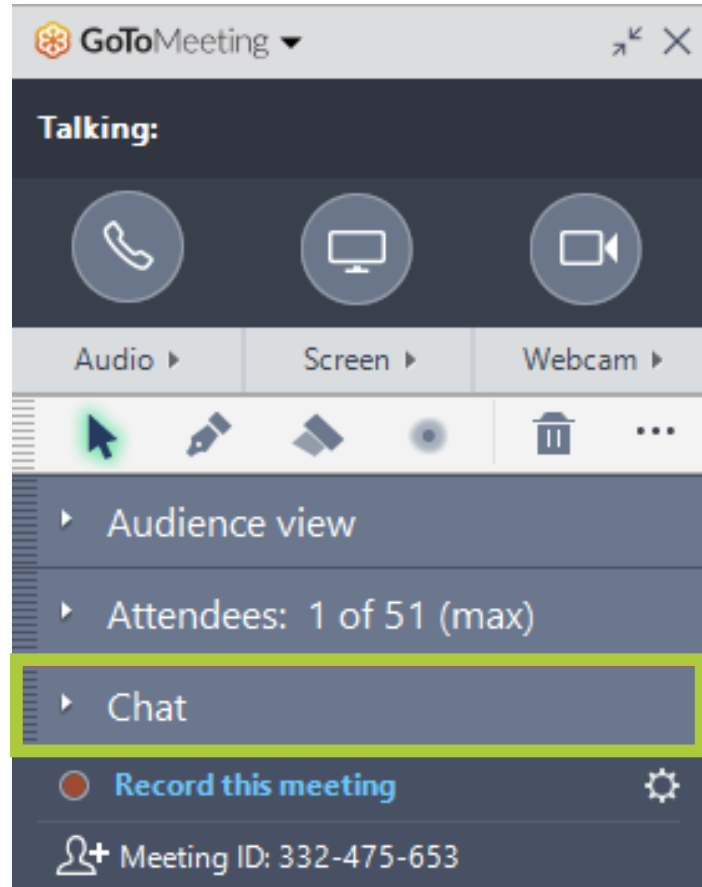
**Helen Fendley**  
Communications Executive

<https://www.linkedin.com/in/helen-fendley-64989279>

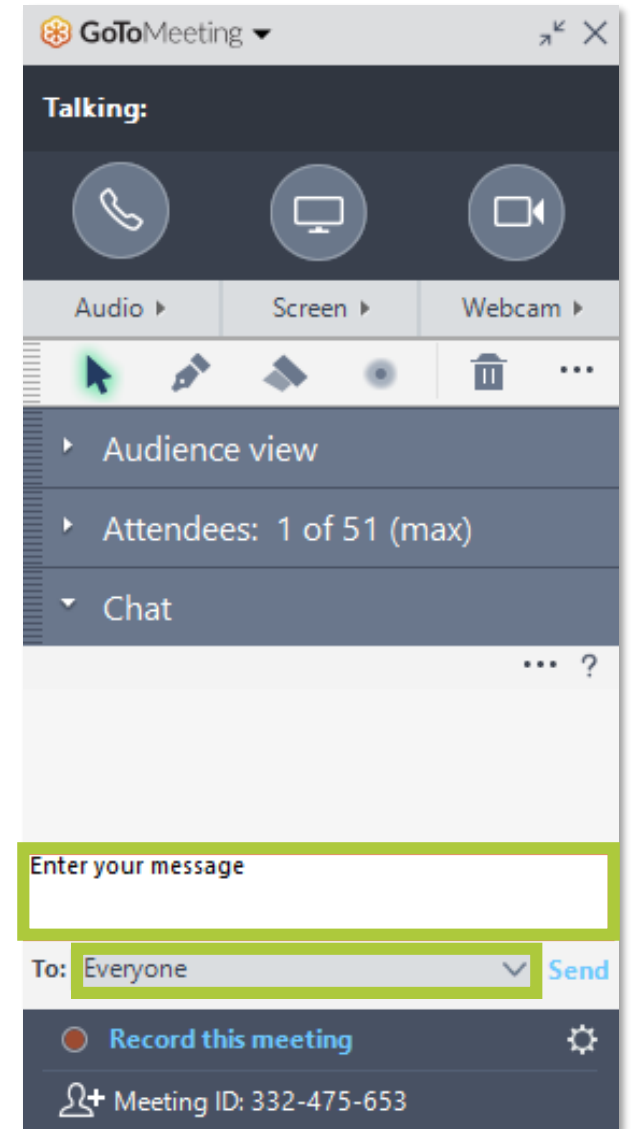
Please connect with us, and follow Hireserve on LinkedIn:  
<https://www.linkedin.com/company/hireserve-limited>

## How to ask questions

1. In your GoToMeeting Panel, expand the Chat section



2. Enter your question
3. To: Helen Fendley
4. Click Send



## Agenda

- Features and benefits
- Live demo
- Any questions?
- The Hireserve Hub
- Automatic Reference Requests
- Sign up to receive our Customer Communications

# Key features and benefits

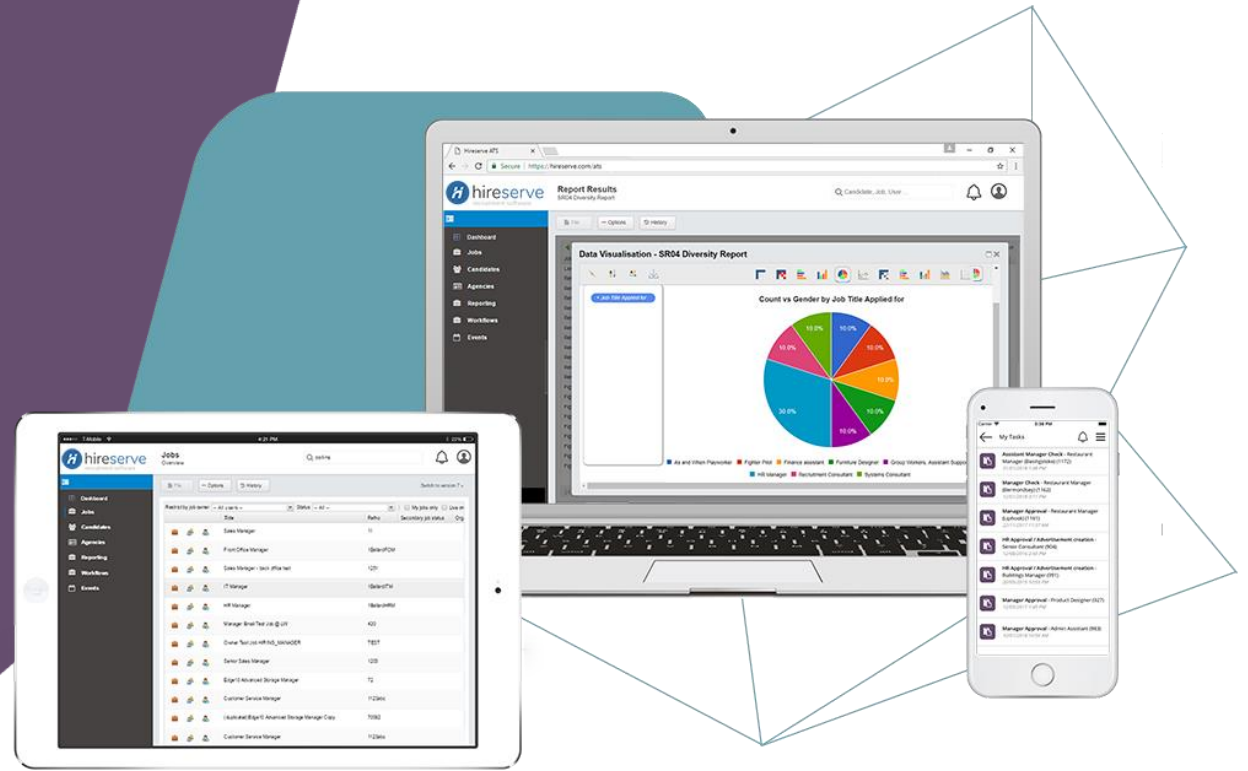
## Features

- Visualise your reports in any of the following ways:
  - Table
  - Heatmap
  - Bar chart
  - Horizontal bar chart
  - Pie chart
  - Line chart
  - Stacked bar chart
  - Horizontal stacked bar chart
  - Area chart
- Download your visualisations as images to incorporate in presentations and more
- Save your graphs and charts with the new 'Scenes' tool for fast access in future

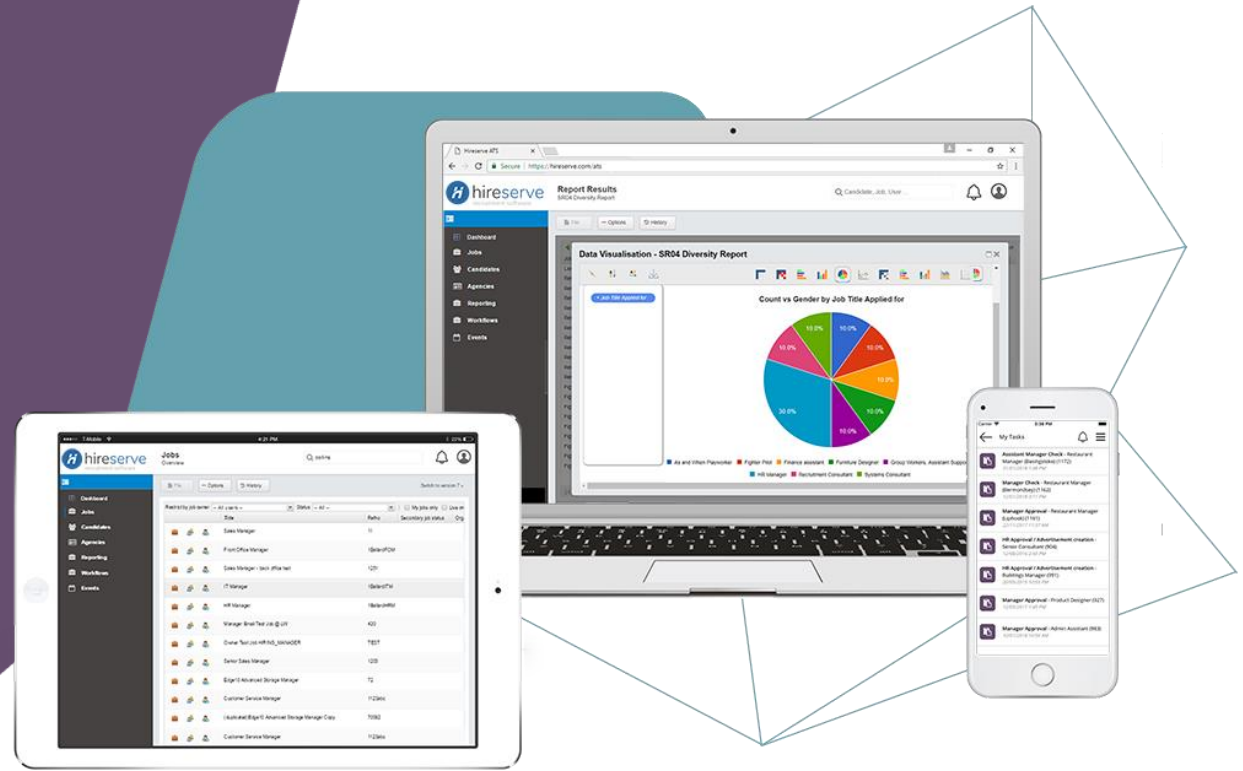
## Benefits

- View your ATS reports in a more visual, meaningful and user-friendly way
- Identify successes and determine what is working well
- Pinpoint bottlenecks and identify areas to improve
- Support a business case and make an impact with visual evidence

# Demonstration



Any questions?



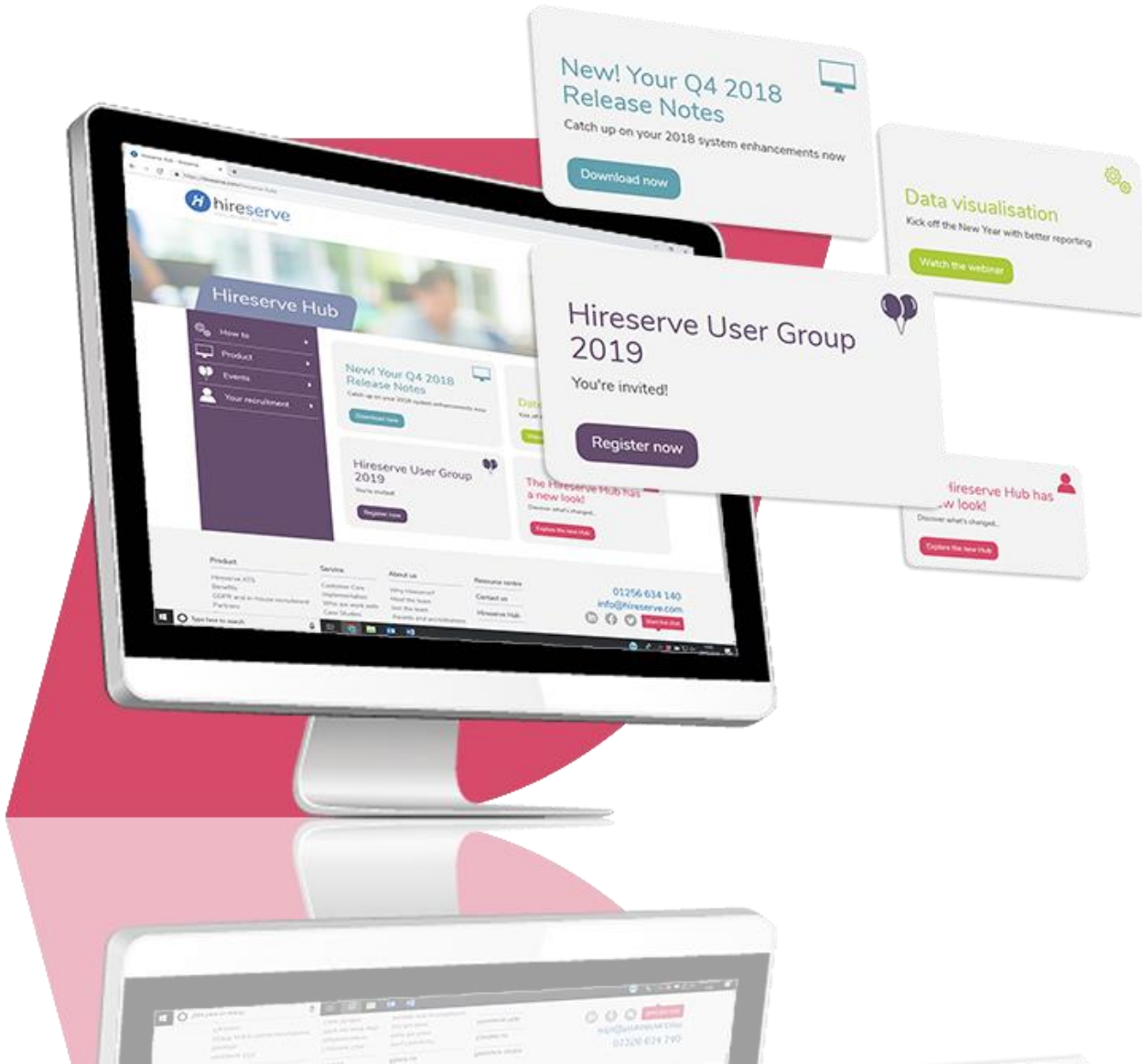
## The Hireserve Hub

- Register for customer events
- Find guidance on ATS features
- Download information on new releases
- Access system updates and maintenance notifications

[hireserve.com/Hireserve-hub/](https://hireserve.com/Hireserve-hub/)

Password: **HsHbTS31\***

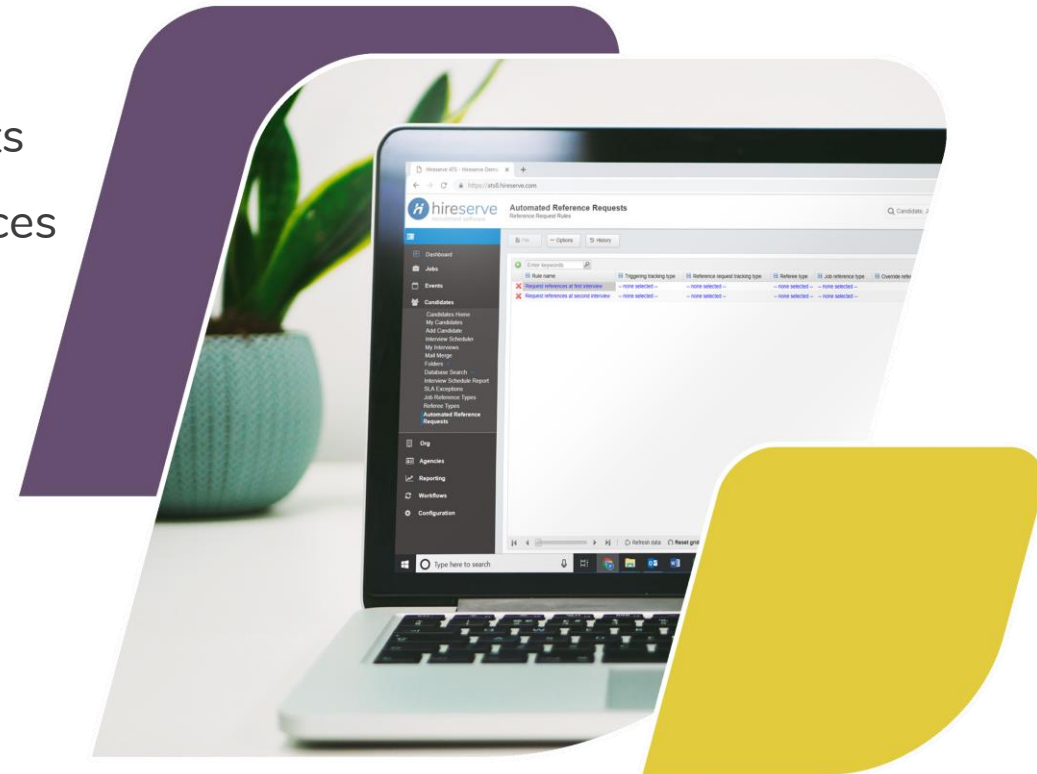
Also available through the ATS via the question mark icon in the top-right of your back-office dashboard.





## Automatic Reference Requests

- The enhanced Hireserve ATS automated reference requests feature allows you to automatically request certain references when candidates reach a defined stage in your recruitment process.
- For more information, visit the Hireserve Hub:  
[https://hireserve.com/hireserve\\_hub/product/new-feature-in-hireserve-ats/](https://hireserve.com/hireserve_hub/product/new-feature-in-hireserve-ats/)
- Or download our short PDF:  
<https://hireserve.com/wp-content/uploads/2019/04/Automated-reference-requests-2-pager-FV.pdf>



## Sign up to receive our Customer Communications

■ Is there anyone in your team who should be receiving our Customer Communications, but isn't? They can register via the ATS back-office:

1. Select the person icon in the top-right of your Hireserve ATS back-office dashboard and click 'Account & Settings'.
2. Click 'Manage the way the Hireserve team contacts you' to open a preferences pop-up.

■ If you have any questions, please do get in touch with Helen, at [helen@hireserve.com](mailto:helen@hireserve.com)



Thank you!